



PUNTA CANA
REAL ESTATE

How to Generate Income with AirBnB

Contents

About Us.....	3
What is Airbnb.....	4
How to make money renting your home on Airbnb.....	5
Tools to prepare your home for Airbnb.....	6
DiSuri Vacation Properties.....	10

About Us

Punta Cana Real Estate is a Real Estate Investment Firm specializing in Luxury Vacation Properties. We also have expertise in Property Management and Hospitality Services. We provide detailed Analytics to maximize Demographic selection and Investment growth.

Property Management



Hospitality Services



Detailed Analytics



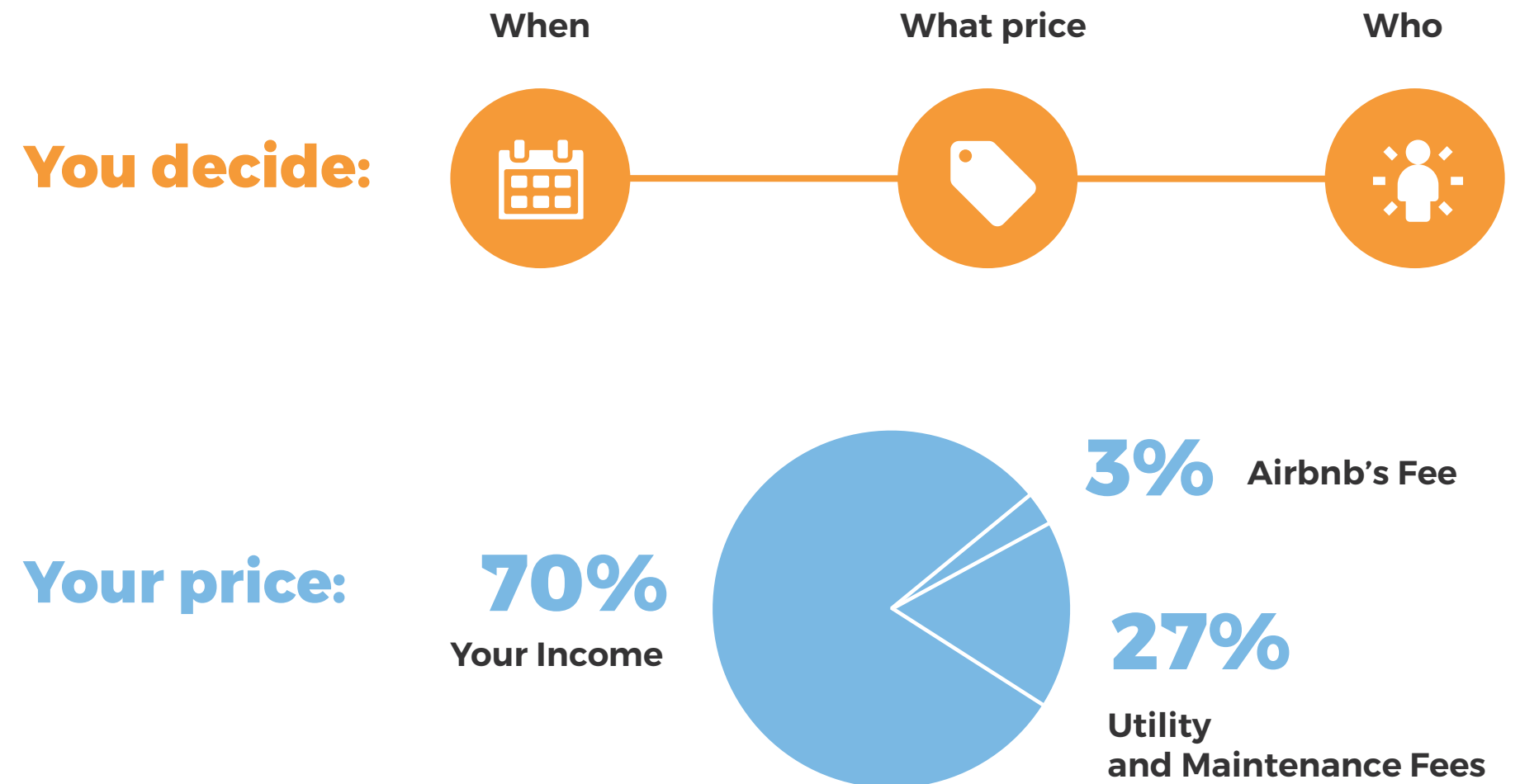
What is Airbnb

Airbnb is an online marketplace and hospitality service, enabling Host (you) to lease or rent short-term lodging including vacation rentals, apartment rentals, homestays, hostel beds, or hotel rooms. AirBnB does not own any of the lodgings it is merely a broker and receives percentage service fees from both the guests and the hosts in conjunction with every booking. Airbnb has over 3,500,000 lodging listings in 65,000 cities and 192 countries. The cost of lodging is set by the host (you) and like all hospitality services Airbnb is a form of collaborative consumption and sharing with the world's largest and most sound support community.



How to make money renting your home on Airbnb

Not only do you decide when to make your space available and at what price. Listing is free, and you can individually approve potential guests. In setting your price, you'll want to consider the going rate in your area by looking at competing listings. You'll want to consider the costs of hosting - including cleaning, higher utility bills, taxes and Airbnb's host fee, which is 3% for payment processing. Your guests pay Airbnb's 6% to 12% booking fees. So Let's do the Math \$50,000.00 in Gross Rentals Income -3% Airbnb Fee -27% in Utility and Maintenance Fees can easily gross you 70% which equates to \$35,000 in your pocket! What not to love about that!



Tools to prepare your home for Airbnb



1. Make Your Home Sparkle

Nobody wants to stay in dirty lodging, and you need to go the extra mile to make a good impression on your guests. They might find dirt where you don't. Hire a cleaning service to do a good, deep cleaning or don some gloves, get on your hands and knees and scrub away. Put clean linens on the bed(s) and fluffy towels in the bathroom.



2. Deal With Potential Hazards

Take care of any dangers that pose a risk to your renters including repairing loose steps, putting poisons away so children can't get to them, covering exposed wiring, replacing non-working smoke alarms, installing CO detectors if you don't already have them, cleaning your chimney, etc.

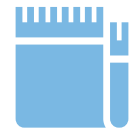


3. Secure Your Valuables

Humans are naturally inquisitive, plus you don't know these people personally who'll be staying in your home. Put away whatever you don't want available to your guests, whether it's photos, artwork, firearms (should always be secured in a locked safe), passports or jewelry. You should also always check the references and profiles of your renters.

4. Gather Supplies for Guests

Here's a short list of what to keep on hand making a traveler's stay more comfortable:



Extra blankets



Ironing board and iron



Microwave



Toilet paper



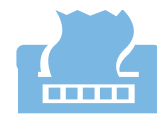
Toothpaste




New toothbrushes



Soap



Tissues



Paper towels



First-aid kit



Working remotes
for TV and video player



Selection of DVDs



Extra light bulbs




Fans



5. Explain and Write Out House Rules

Do you allow smoking? If so, designate where and supply ashtrays. Do you allow pets? If so, list the rules and inform them about dog-friendly parks and other places nearby Fido might enjoy. Provide local emergency phone numbers and list your contact information in case of an emergency.



6. Leave Instructions

Your guests will want to know how to use the TV, electronics and how to access Wi-Fi. If they'll be washing dishes or clothes, they'll need instructions for the dishwasher, washer, and dryer. Explain your security system and the code for the house key if it's in a special kind in a lockbox.



7. Have a Disaster Plan

Let guests know what to do in case of fire, severe storm, earthquake, flood or tornado. Tell them where to go to be safe and have a kit prepared for them to take along with essentials like food, water, flashlights and a whistle.



8. Spruce Up Your Yard

Your landscaping is the gateway to your lodging and you want it to look welcoming and well maintained. This means you should mow the lawn, water plants, and flowers and put out lawn furniture if appropriate. You might want to add lawn games like croquet, corn hole or pickle ball, too.



9. Leave a Gift

A bottle of wine, a fruit basket, bread, cheese or even fresh flowers make a welcoming sight for your new tenants. Leave a signed greeting card with the gift letting them know you appreciate them choosing your Airbnb.



10. Don't Forget Insurance

Let your insurance company know you plan to rent out your home. If anything happens, you'll want to have the right coverage. Standard homeowner's insurance policies do not cover you when you conduct business on the property, and renting out a room or an entire house constitutes a business activity

DiSuri Vacation Properties

We all know how tedious the process of preparing a property for rent may be. This is why we would recommend using the services of our sister company DiSuri Vacation Properties. DiSuri Vacation Properties will take the hassle out of the rental process and provide a streamlined effective way to have your Investment produce for you. Not only will DiSuri Vacation Properties handle all the details of Accommodations and Hospitality but we will also guarantee a net profit or you simply DON'T PAY US! Please contact our Real Estate Expert for more details.

